

Appendix 5: Workload statistics

Workload statistics

The statistics in this appendix provide comparative historical information on the work of the Court, including in certain areas of the Court's jurisdiction.

When considering the statistics it is important to note that matters vary according to the nature and complexity of the issues in dispute.

It should also be noted that the figures reported in this report may differ from figures reported in previous years. The variations have occurred through refinements or enhancements to the Casetrack database which required the checking or verification and possible variation of data previously entered.

Casetrack records matters in the Court classified according to 16 main categories, described as 'causes of action' (CoAs). The classification of matters in this way causes an under representation of the workload because it does not include filings of supplementary CoAs (cross appeals and cross claims), interlocutory applications or native title joinder of party applications.

In 2007–08 the Court started to count and report on interlocutory applications (including interim applications and notices of motion) in appellate proceedings in order to provide the most accurate picture possible of the Court's appellate workload. From 2008–09 the Court has counted all forms of this additional workload in both its original and appellate jurisdictions.

Table A5.4 provides a breakdown of these matters. At this stage it is not possible to obtain information about finalisations of interlocutory applications (because they are recorded in the Court's case management system as a document filed rather than a specific CoA). Because of this, detailed reporting of these matters has been restricted to the information about appeals in Part 3 and Table A5.4.

The Court began reporting on matters by National Practice Areas (NPAs) in 2015–16. This information can be found in Figure A5.16.1 onwards.

TABLE A5.1: SUMMARY OF WORKLOAD STATISTICS – ORIGINAL AND APPELLATE JURISDICTIONS – FILINGS OF MAJOR COAs (INCLUDING APPELLATE AND RELATED ACTIONS)

CAUSE OF ACTION	2018–19	2019–20	2020–21	2021–22	2022–23
Total COAs (including appeals and related actions)					
Filed	6,033	4,484	3,226	3,145	3,399
Finalised	5,715	4,867	2,933	3,099	3,230
Current	3,859	3,476	3,769	3,815	3,984
Corporations (including appeals and related actions)					
Filed	2,804	1,812	738	813	1,299
Finalised	2,852	2,101	705	786	1,080
Current	907	618	651	678	897
Bankruptcy (including appeals and related actions)					
Filed	376	384	288	418	376
Finalised	360	375	315	383	363
Current	221	230	203	238	251
Native title (including appeals and related actions)					
Filed	115	57	55	54	48
Finalised	81	98	86	70	51
Current	339	298	267	251	248

CAUSE OF ACTION	2018-19	2019-20	2020-21	2021-22	2022-23
Total COAs (including appeals and related actions excluding corporations, bankruptcy and native title)					
Filed	2,738	2,231	2,145	1,860	1,676
Finalised	2,422	2,293	1,827	1,860	1,736
Current	2,392	2,330	2,648	2,648	2,588

TABLE A5.2: SUMMARY OF WORKLOAD STATISTICS – EXCLUDING APPEALS AND RELATED ACTIONS – FILINGS OF MAJOR COAs (EXCLUDING APPEALS AND RELATED ACTIONS)

CAUSE OF ACTION	2018-19	2019-20	2020-21	2021-22	2022-23
Total COAs (excluding appeals and related actions)					
Filed	4,618	3,453	2,411	2,496	2,877
Finalised	4,389	3,759	2,280	2,388	2,539
Current	2,920	2,614	2,745	2,853	3,191
Corporations (excluding appeals and related actions)					
Filed	2,768	1,791	704	784	1,274
Finalised	2,824	2,061	676	750	1,061
Current	867	597	625	659	872
Bankruptcy (excluding appeals and related actions)					
Filed	342	342	255	376	348
Finalised	326	339	274	343	328
Current	181	184	165	198	218
Native title (excluding appeals and related actions)					
Filed	112	54	48	44	48
Finalised	71	95	83	63	49
Current	337	296	261	242	241
Total COAs (excluding appeals and related actions excluding bankruptcy and native title)					
Filed	1,396	1,266	1,404	1,292	1,207
Finalised	1,168	1,264	1,247	1,232	1,101
Current	1,535	1,537	1,694	1,754	1,860

TABLE A5.3: SUMMARY OF WORKLOAD STATISTICS – APPEALS AND RELATED ACTIONS ONLY – FILINGS OF APPEALS AND RELATED ACTIONS

CAUSE OF ACTION	2018–19	2019–20	2020–21	2021–22	2022–23
Total appeals and related actions					
Filed	1,415	1,031	815	649	522
Finalised	1,326	1,108	653	711	691
Current	939	862	1,024	962	793
Corporations appeals and related actions					
Filed	36	21	34	29	25
Finalised	28	40	29	36	19
Current	40	21	26	19	25
Migration appeals and related actions					
Filed	1,140	749	547	367	279
Finalised	1,092	849	364	431	434
Current	693	593	776	712	557
Native title appeals and related actions					
Filed	3	3	7	10	0
Finalised	10	3	3	7	2
Current	2	2	6	9	7
Total appeals and related actions (excluding corporations, migration and native title appeals and related actions)					
Filed	236	258	227	243	218
Finalised	196	216	257	237	236
Current	204	246	216	222	204

TABLE A5.4: SUMMARY OF SUPPLEMENTARY WORKLOAD STATISTICS – FILINGS OF SUPPLEMENTARY CAUSES OF ACTION (INCLUDING APPEALS AND RELATED ACTIONS)

CAUSE OF ACTION	2018–19	2019–20	2020–21	2021–22	2022–23
Total COAs (including appeals and related actions)					
Cross appeals (original jurisdiction)	26	15	23	18	11
Cross claims	148	133	154	122	143
Interlocutory applications	1,943	1,900	1,916	2,089	2,032
Native title joinder of party applications	469	444	367	229	316
TOTALS	2,586	2,492	2,460	2,458	2,502

FIGURE A5.1: MATTERS FILED OVER THE LAST FIVE YEARS

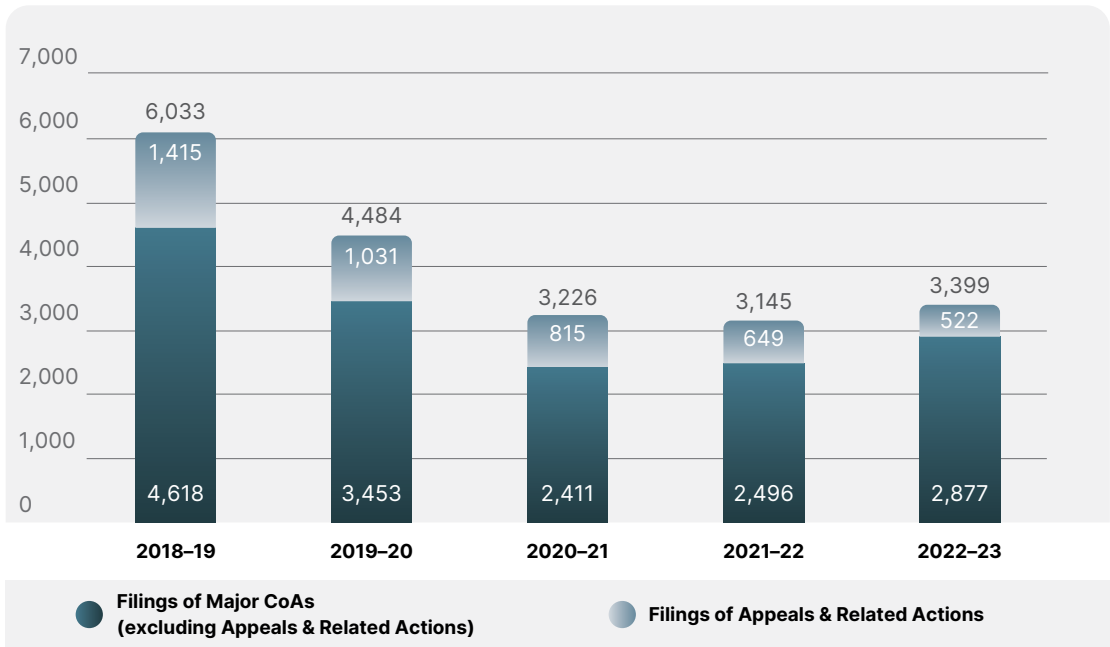
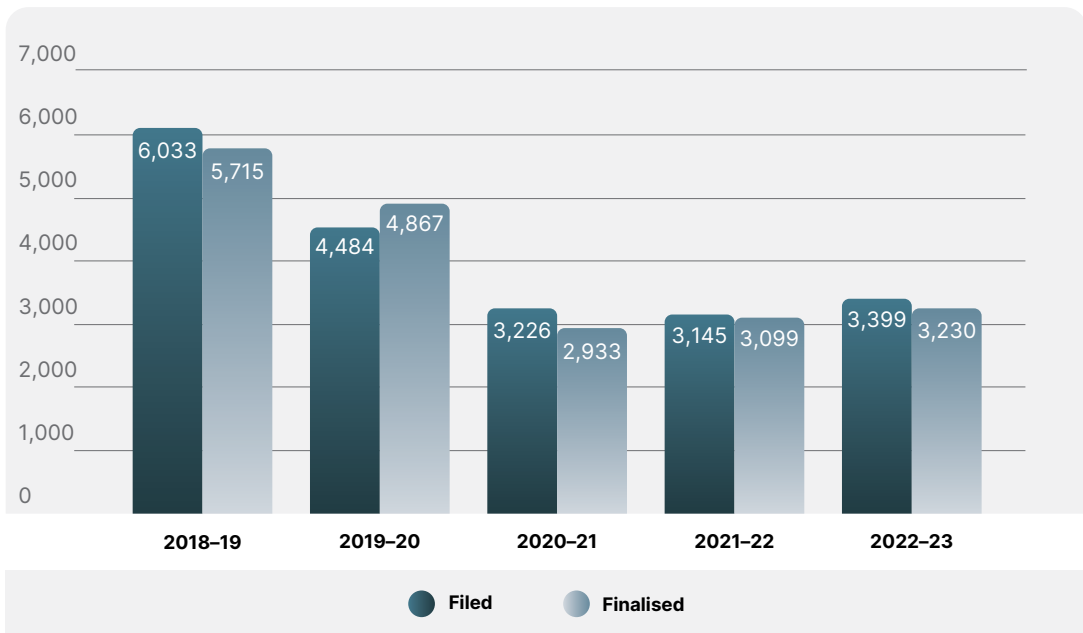
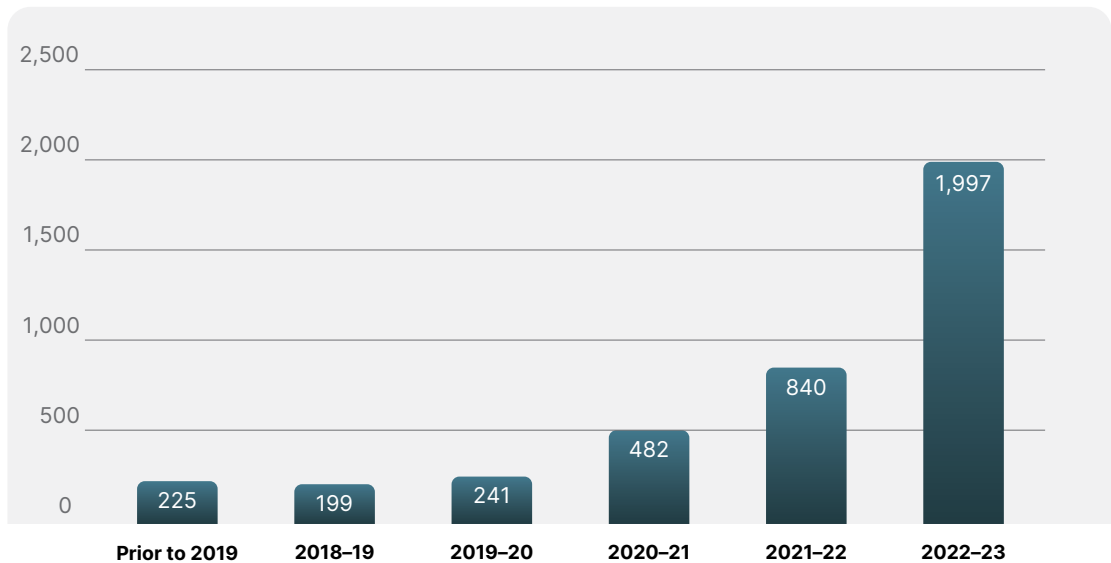


FIGURE A5.2: MATTERS FILED OVER THE LAST FIVE YEARS



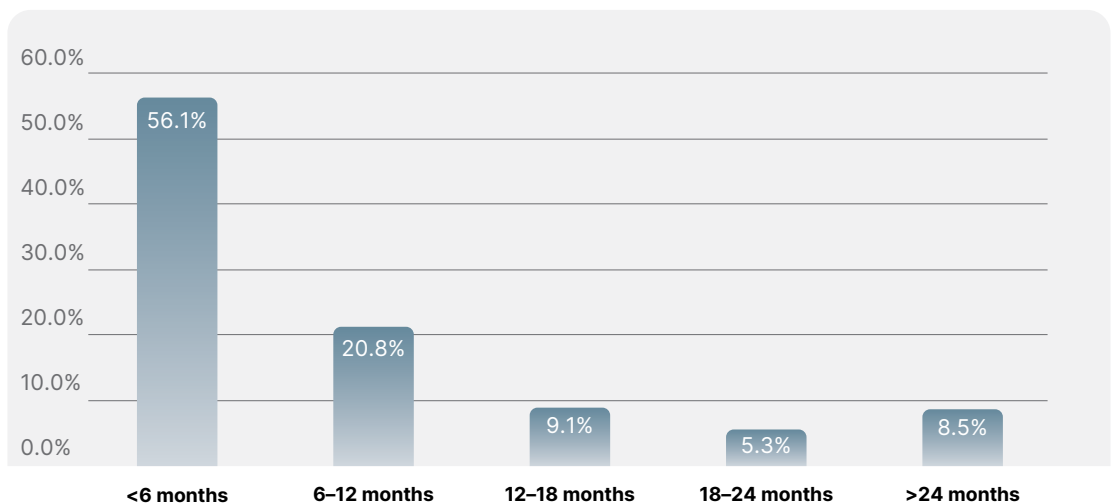
The number finalised refers to those matters finalised in the relevant financial year, regardless of when they were originally filed.

FIGURE A5.3: AGE AND NUMBER OF CURRENT MATTERS AT 30 JUNE 2023

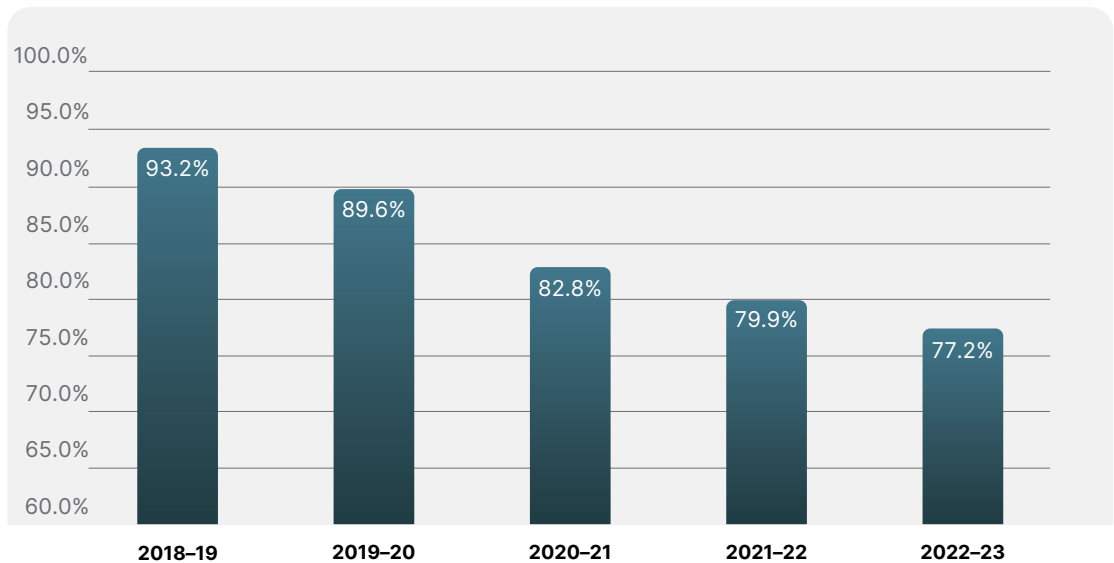


A total of 3,984 matters remain current at 30 June 2023. There were 225 applications still current relating to periods before 2019, of which 85 matters are native title matters (38 per cent).

FIGURE A5.4: TIME SPAN TO COMPLETE – MATTERS COMPLETED (EXCLUDING NATIVE TITLE) OVER THE LAST FIVE YEARS



A total of 19,483 matters were completed during the five-year period ending 30 June 2023, excluding native title matters. The time span, from filing to disposition of these matters, is shown in Figure A5.4.

FIGURE A5.5: TIME SPAN TO COMPLETE AGAINST THE 85 PER CENT BENCHMARK (EXCLUDING NATIVE TITLE) OVER THE LAST FIVE YEARS

The Court has a benchmark of 85 per cent of cases (excluding native title) being completed within 18 months of commencement. Figure A5.5 sets out the Court's performance against this time goal over the last five years. The total number of matters (including appeals but excluding native title) completed for each of the last five years and the time spans for completion are shown in Table A5.5.

TABLE A5.5: FINALISATION OF MAJOR COAS IN ACCORDANCE WITH 85 PER CENT BENCHMARK (INCLUDING APPEALS AND RELATED ACTIONS AND EXCLUDING NATIVE TITLE MATTERS) OVER THE LAST FIVE YEARS

PERCENTAGE COMPLETED	2018-19	2019-20	2020-21	2021-22	2022-23
Under 18 months	5,262	4,277	2,359	2,427	2,455
Percentage of total	93.2%	89.6%	82.8%	79.9%	77.2%
Over 18 months	382	495	491	609	726
Percentage of total	6.8%	10.4%	17.2%	20.1%	22.8%
TOTAL COAs	5,644	4,772	2,850	3,036	3,181

FIGURE A5.6: BANKRUPTCY ACT MATTERS (EXCLUDING APPEALS) FILED OVER THE LAST FIVE YEARS

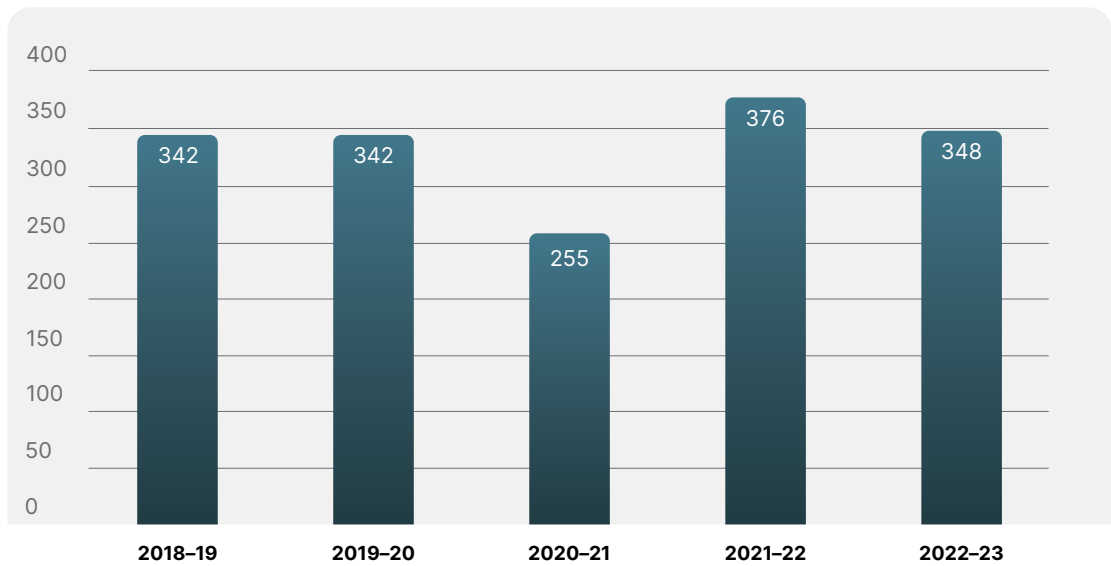


FIGURE A5.6.1: CURRENT BANKRUPTCY ACT MATTERS (EXCLUDING APPEALS) BY YEAR OF FILING

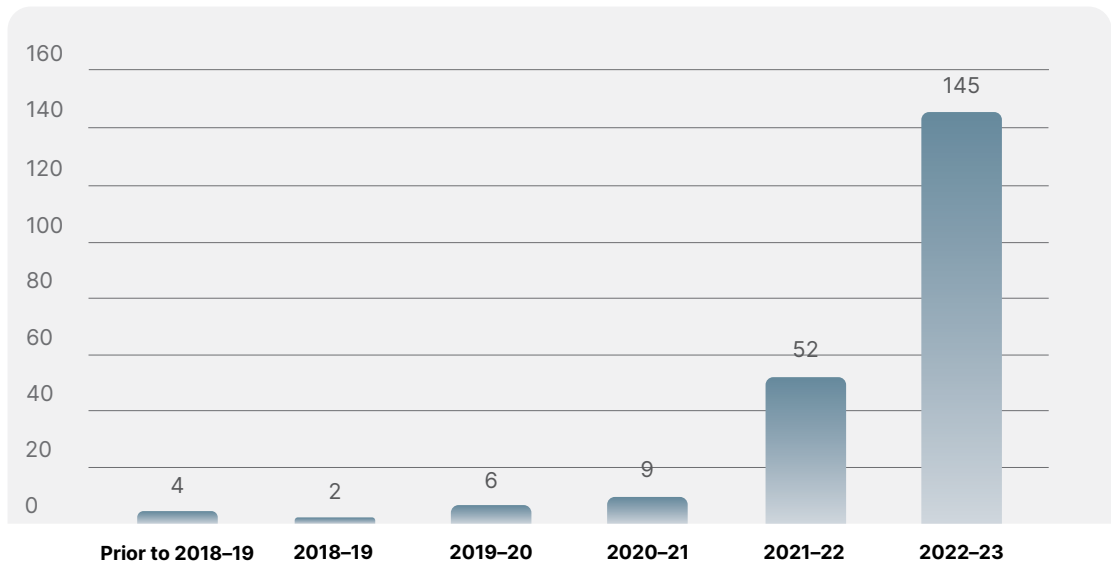


FIGURE A5.7: CORPORATION ACT MATTERS (EXCLUDING APPEALS) FILED OVER THE LAST FIVE YEARS

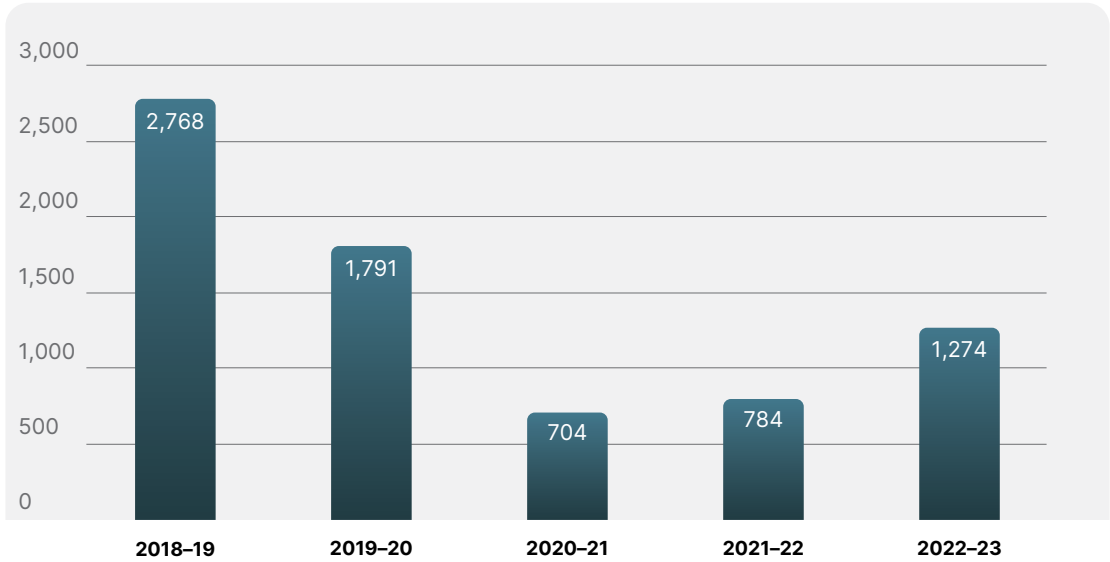


FIGURE A5.7.1: CURRENT CORPORATION MATTERS (EXCLUDING APPEALS) BY YEAR OF FILING

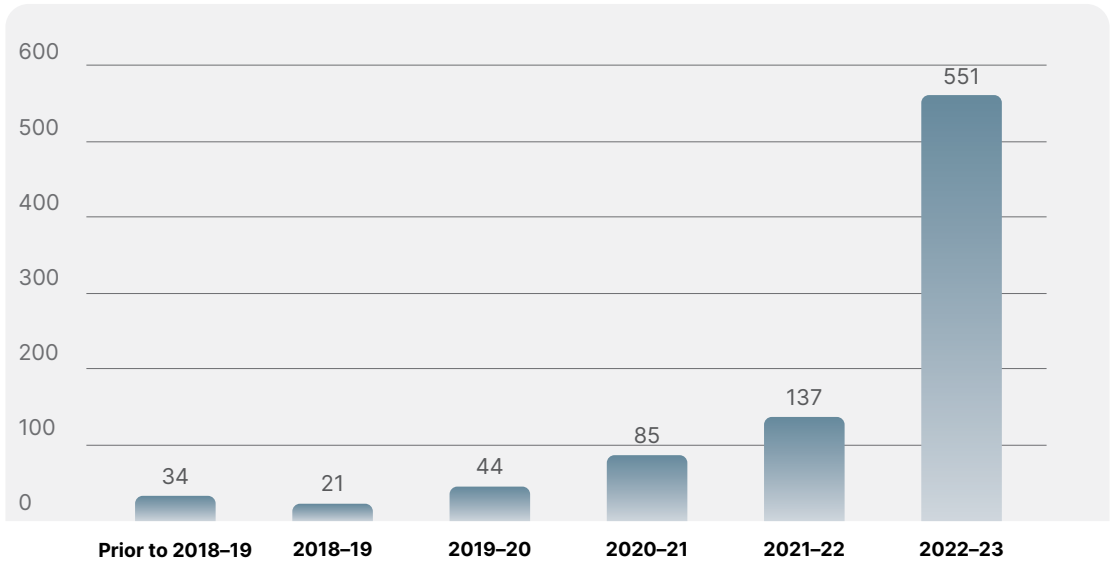


FIGURE A5.8: CONSUMER LAW MATTERS (EXCLUDING COMPETITION LAW AND APPEALS) FILED OVER THE LAST FIVE YEARS

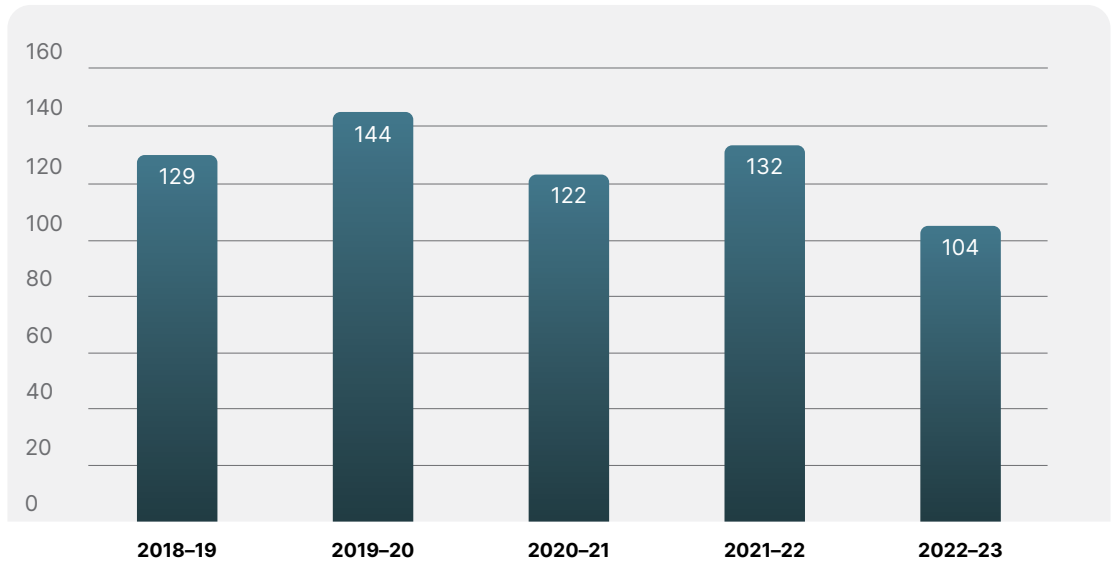


FIGURE A5.8.1: CURRENT CONSUMER LAW MATTERS (EXCLUDING COMPETITION LAW AND APPEALS) BY YEAR OF FILING

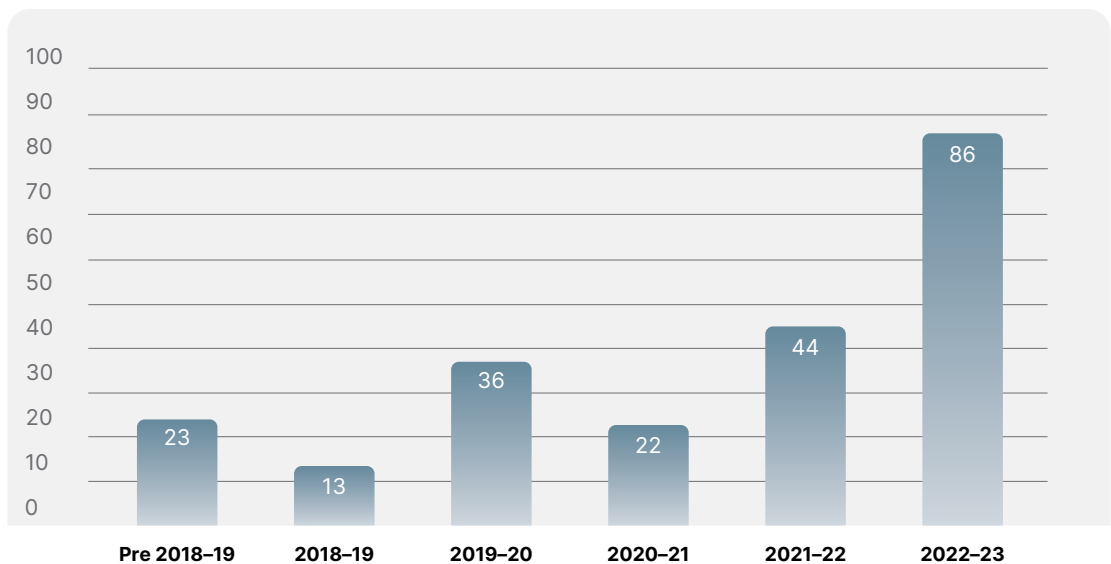


FIGURE A5.9: MIGRATION ACT MATTERS (EXCLUDING APPEALS) FILED OVER THE LAST FIVE YEARS

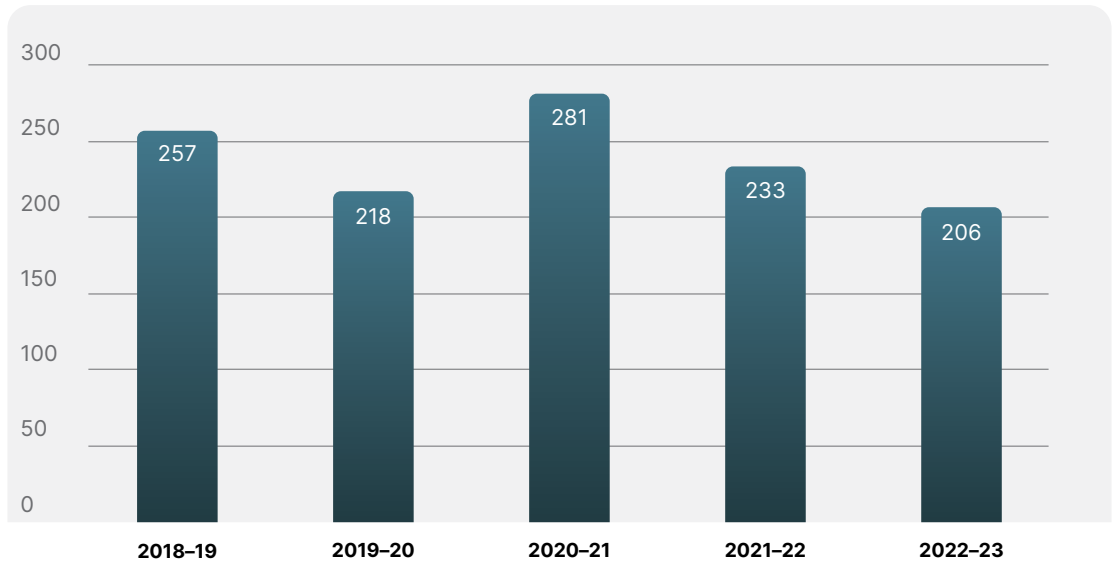


FIGURE A5.9.1: CURRENT MIGRATION MATTERS (EXCLUDING APPEALS) BY YEAR OF FILING

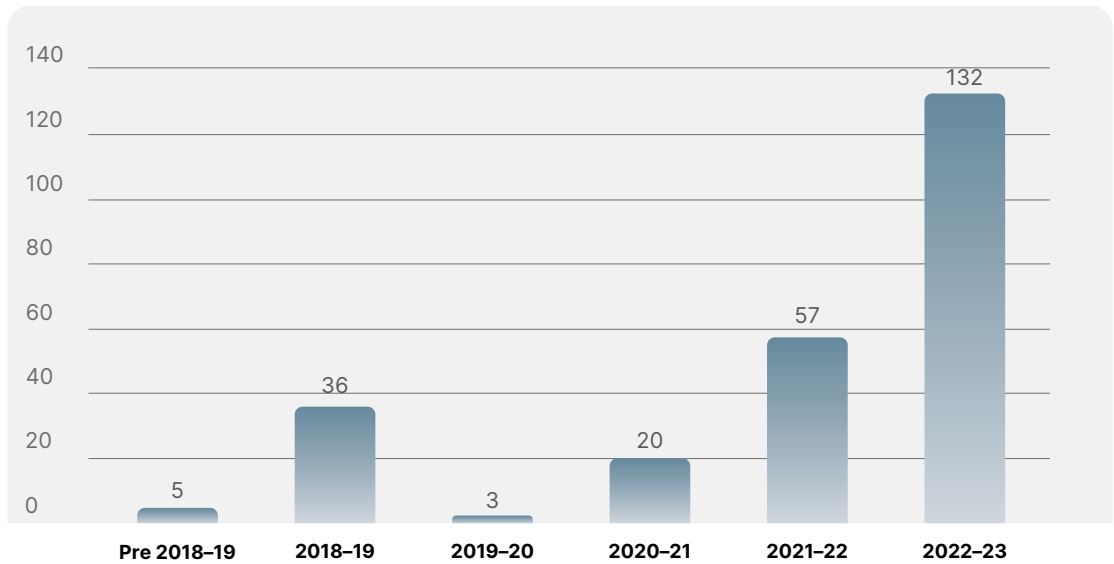


FIGURE A5.10: ADMIRALTY MATTERS (EXCLUDING APPEALS) FILED OVER THE LAST FIVE YEARS

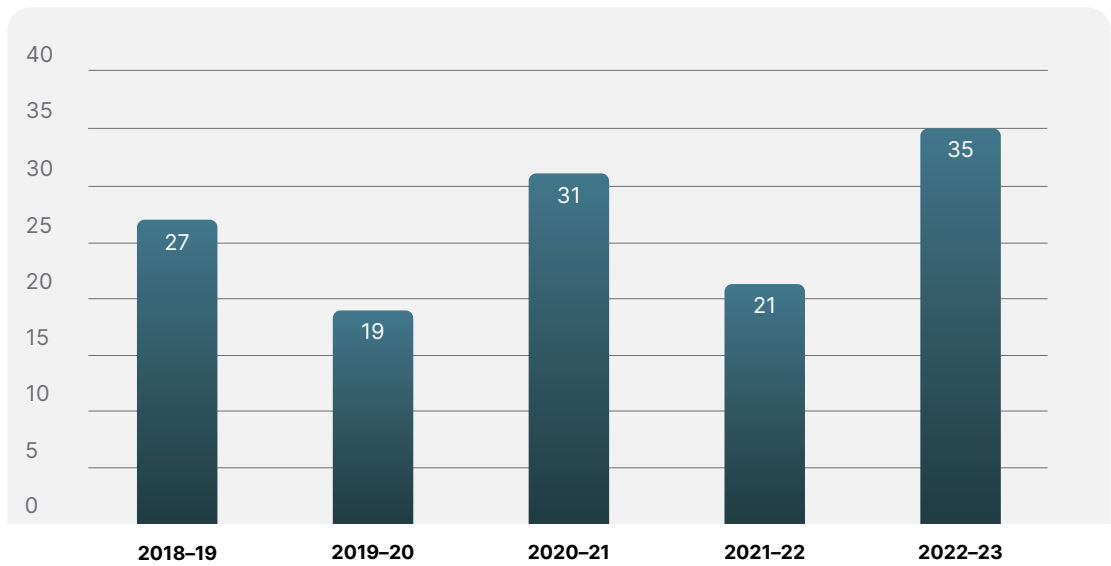


FIGURE A5.10.1: CURRENT ADMIRALTY MATTERS (EXCLUDING APPEALS) BY YEAR OF FILING

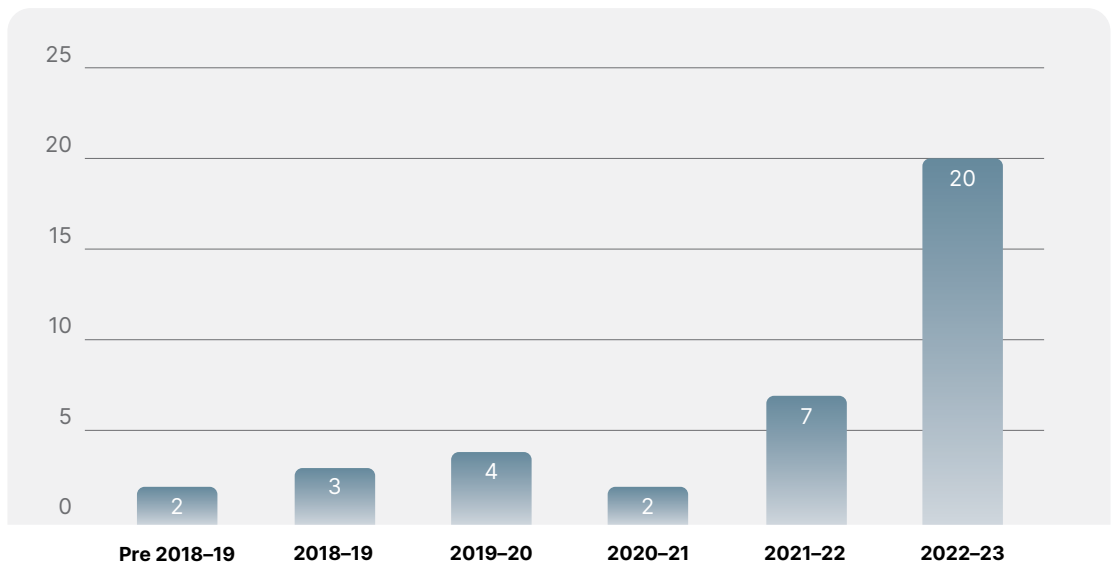


FIGURE A5.11: NATIVE TITLE ACT MATTERS (EXCLUDING APPEALS) FILED OVER THE LAST FIVE YEARS

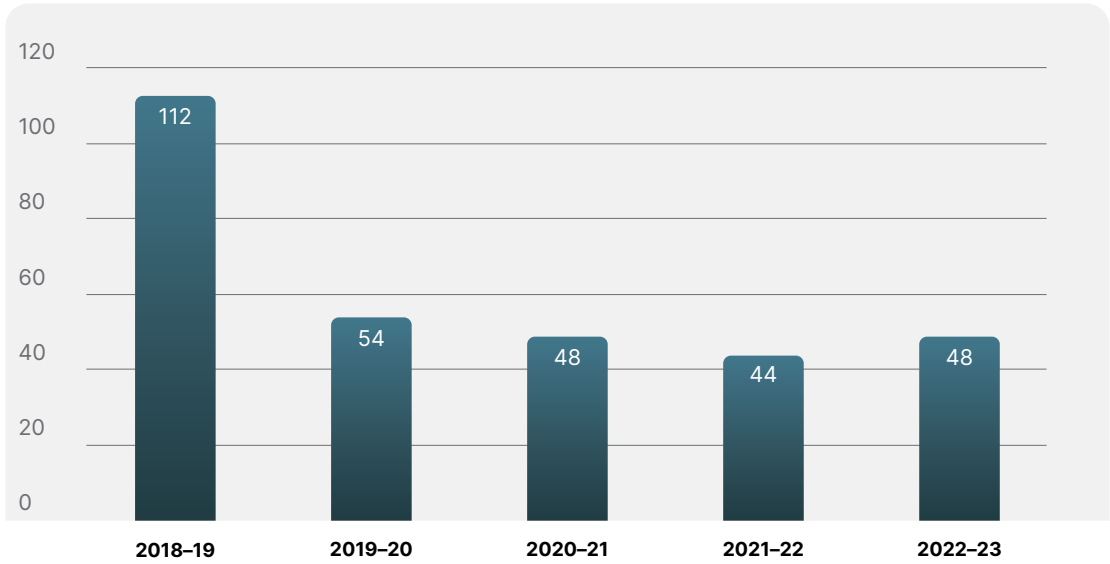


FIGURE A5.11.1: AGE OF CURRENT NATIVE TITLE MATTERS (EXCLUDING APPEALS) BY YEAR OF FILING

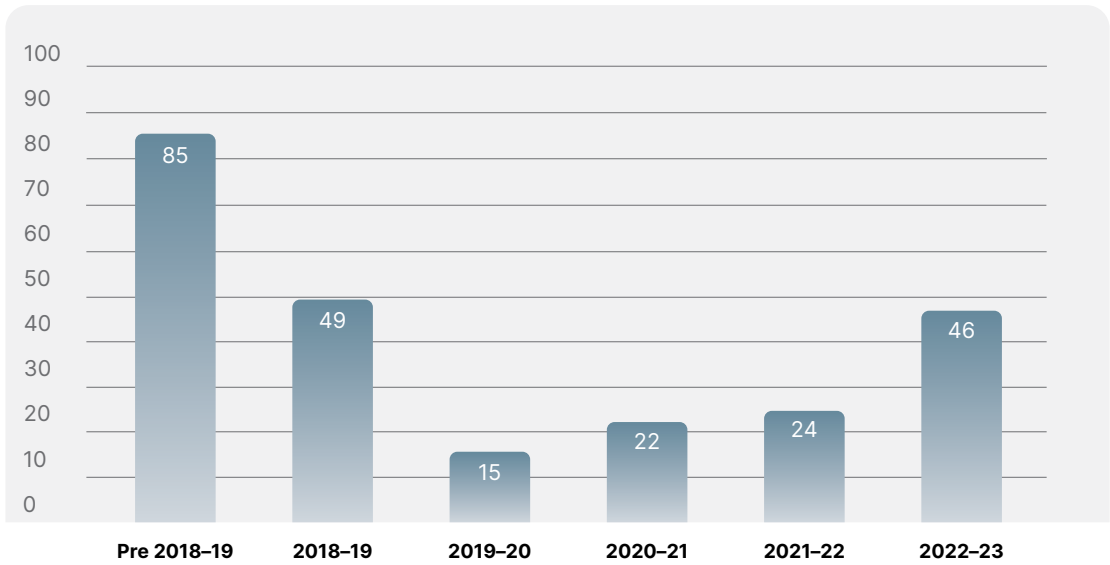


FIGURE A5.12: FAIR WORK/WORKPLACE RELATIONS MATTERS (EXCLUDING APPEALS) FILED OVER THE LAST FIVE YEARS

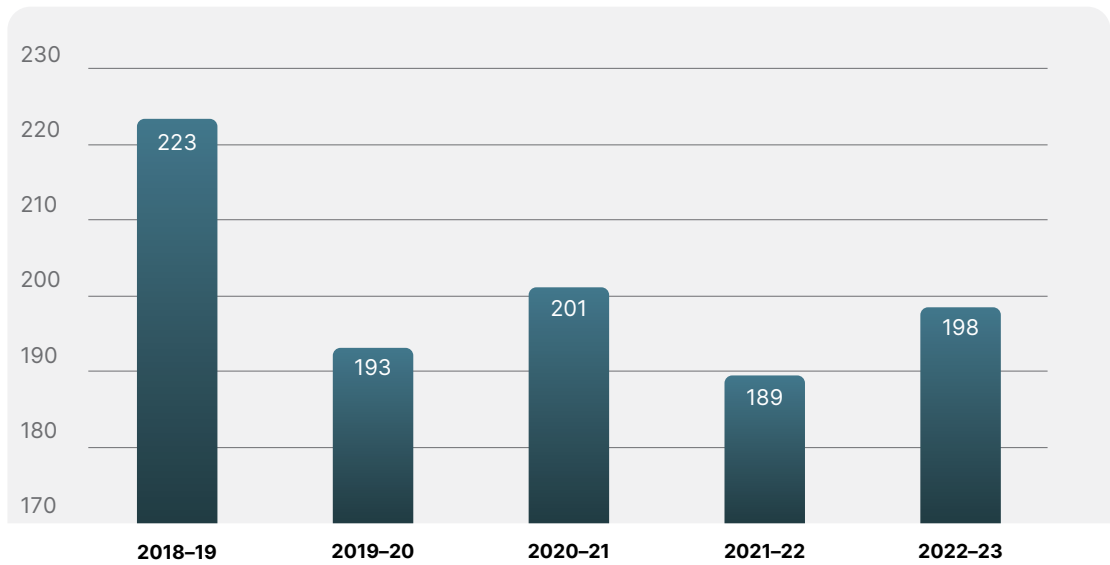


FIGURE A5.12.1: CURRENT FAIR WORK/WORKPLACE RELATIONS MATTERS (EXCLUDING APPEALS) BY YEAR OF FILING

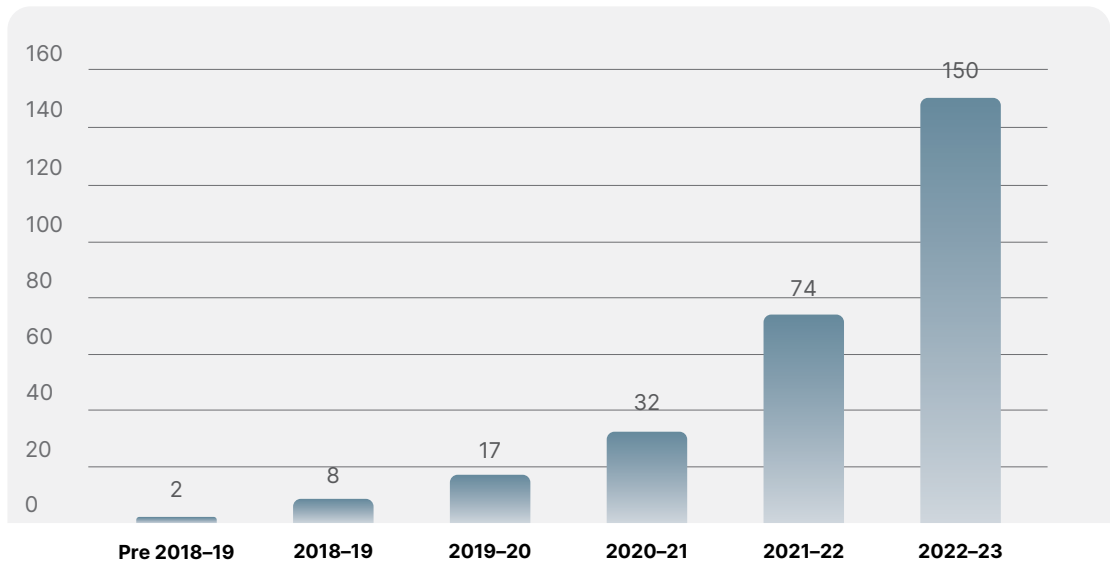


FIGURE A5.13: TAXATION MATTERS (EXCLUDING APPEALS) FILED OVER THE LAST FIVE YEARS

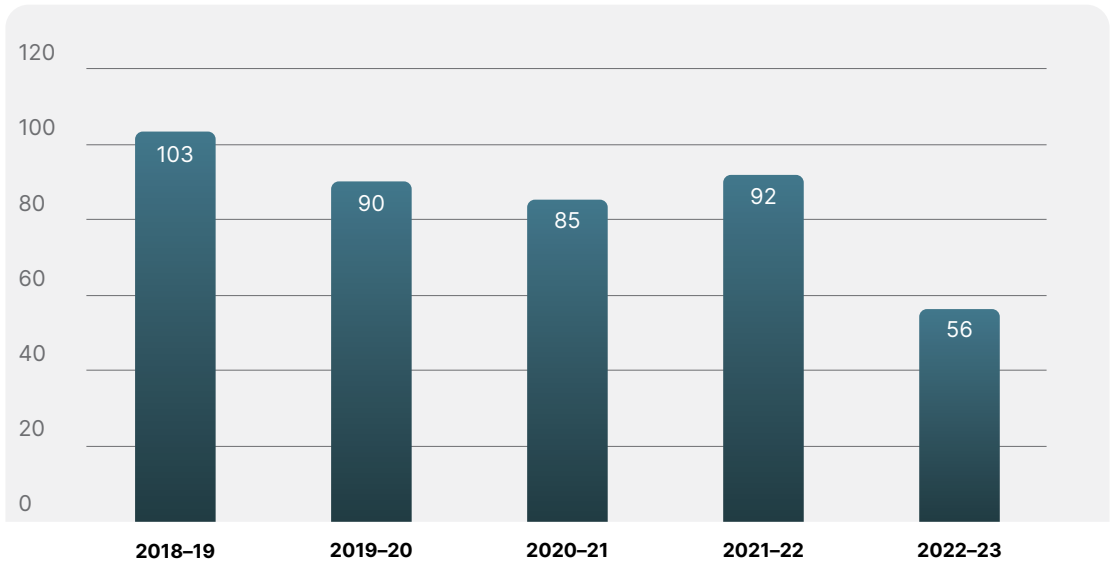


FIGURE A5.13.1: CURRENT TAXATION MATTERS (EXCLUDING APPEALS) BY YEAR OF FILING

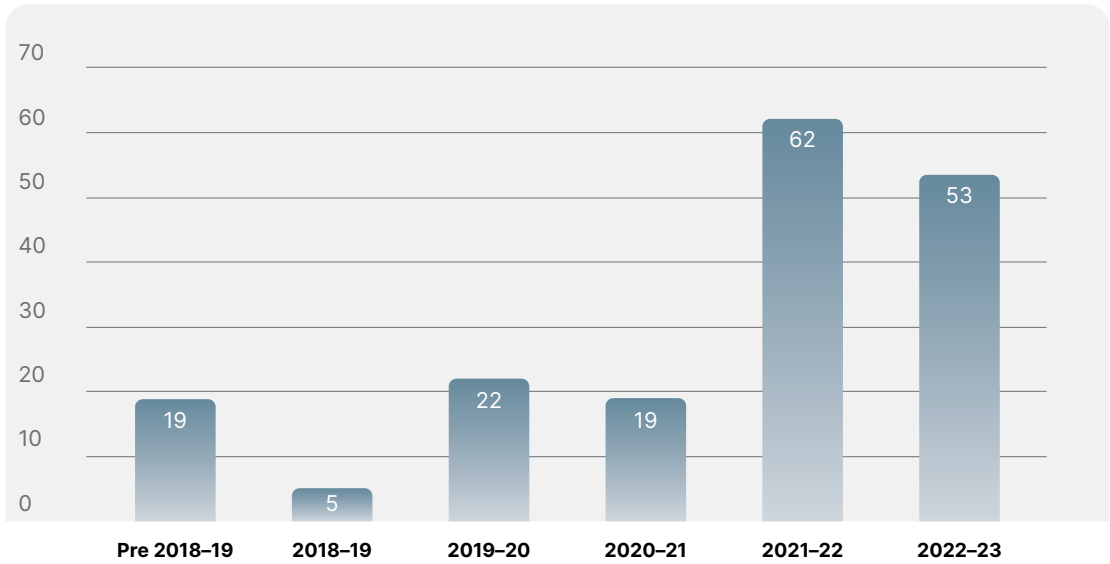


FIGURE A5.14: INTELLECTUAL PROPERTY MATTERS (EXCLUDING APPEALS) FILED OVER THE LAST FIVE YEARS

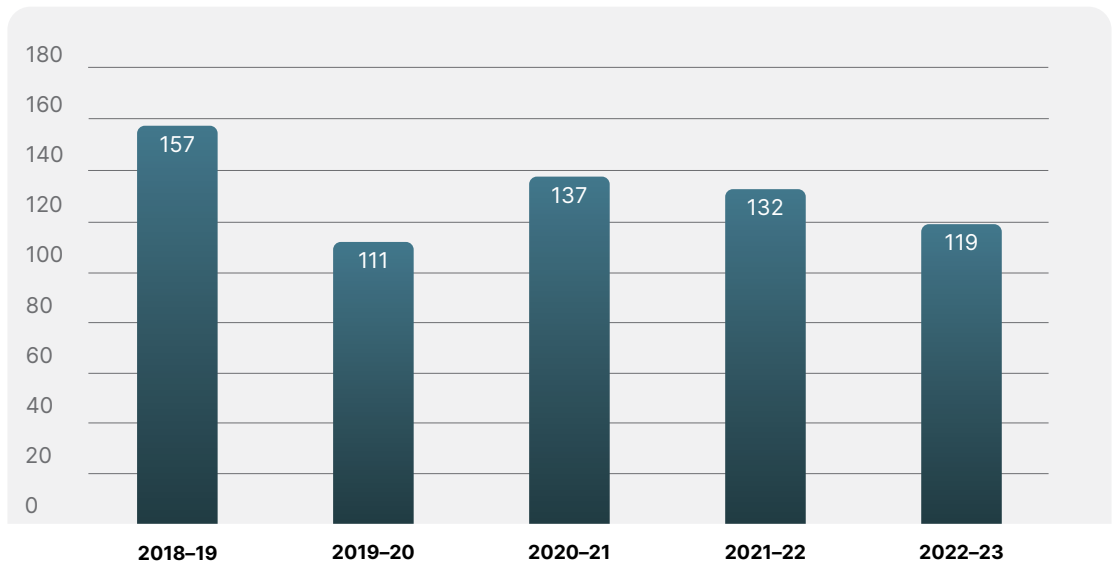


FIGURE A5.14.1: CURRENT INTELLECTUAL PROPERTY MATTERS (EXCLUDING APPEALS) BY YEAR OF FILING

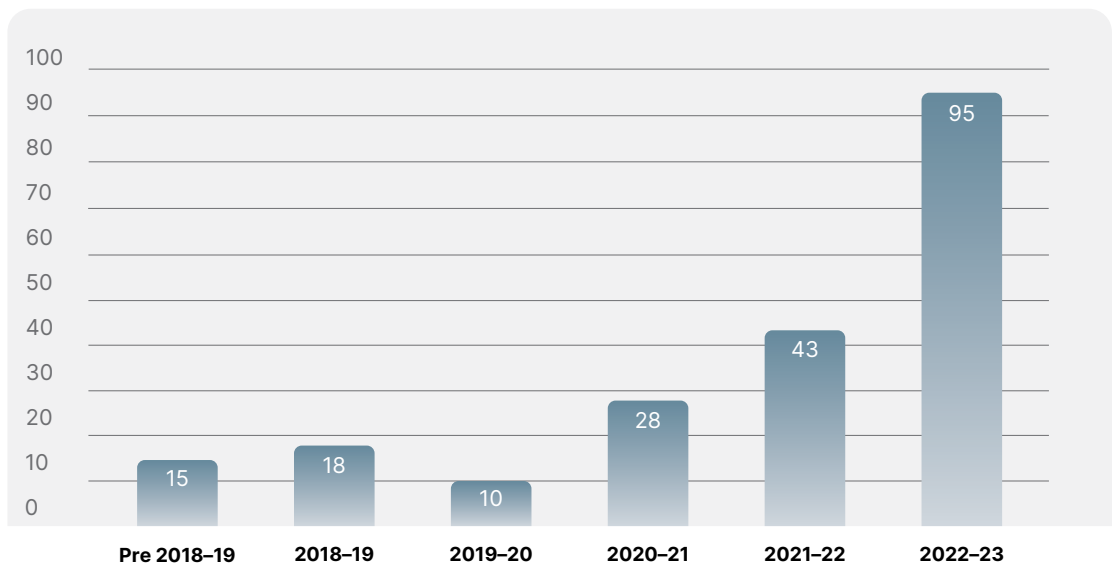


FIGURE A5.15: APPEALS AND RELATED ACTIONS FILED OVER THE LAST FIVE YEARS

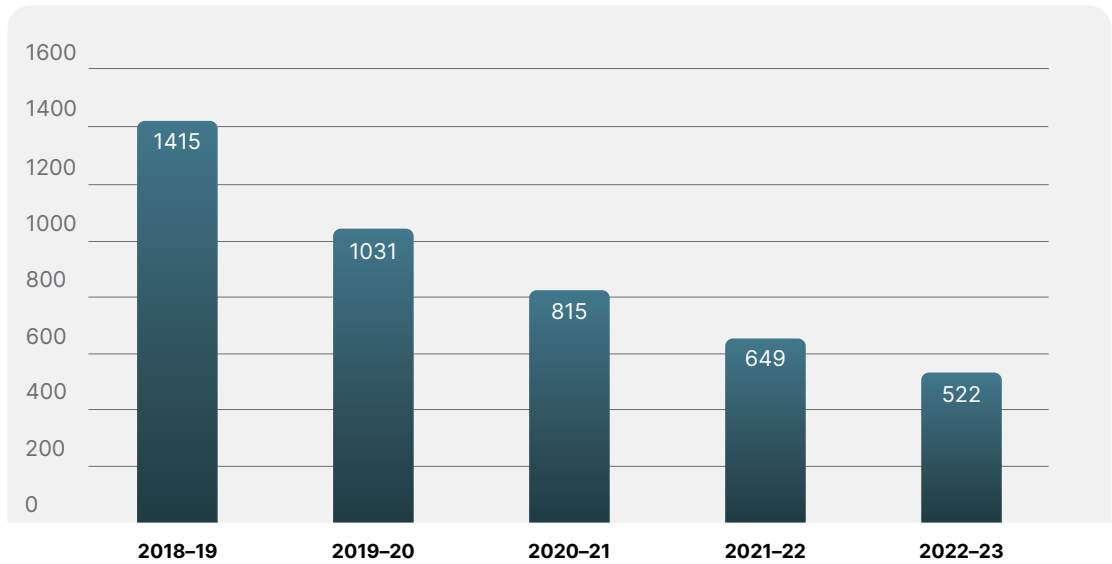
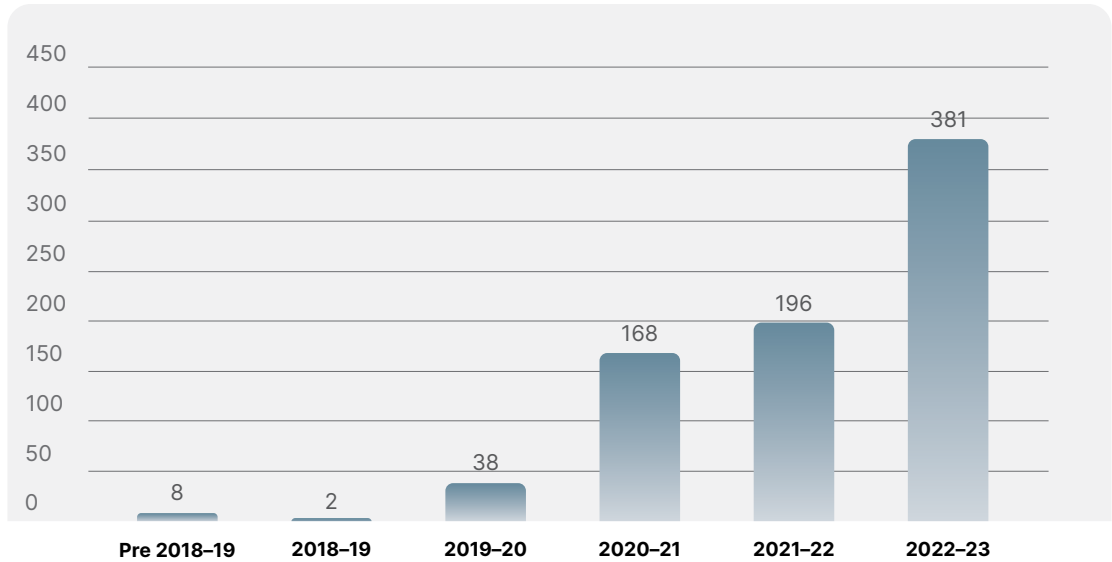


FIGURE A5.15.1: CURRENT APPEALS AND RELATED ACTIONS BY YEAR OF FILING



National Court framework

FIGURE A5.16.1: ALL FILINGS, FINALISATIONS AND PENDING BY ADMINISTRATIVE AND CONSTITUTIONAL LAW AND HUMAN RIGHTS NATIONAL PRACTICE AREAS (NPA)

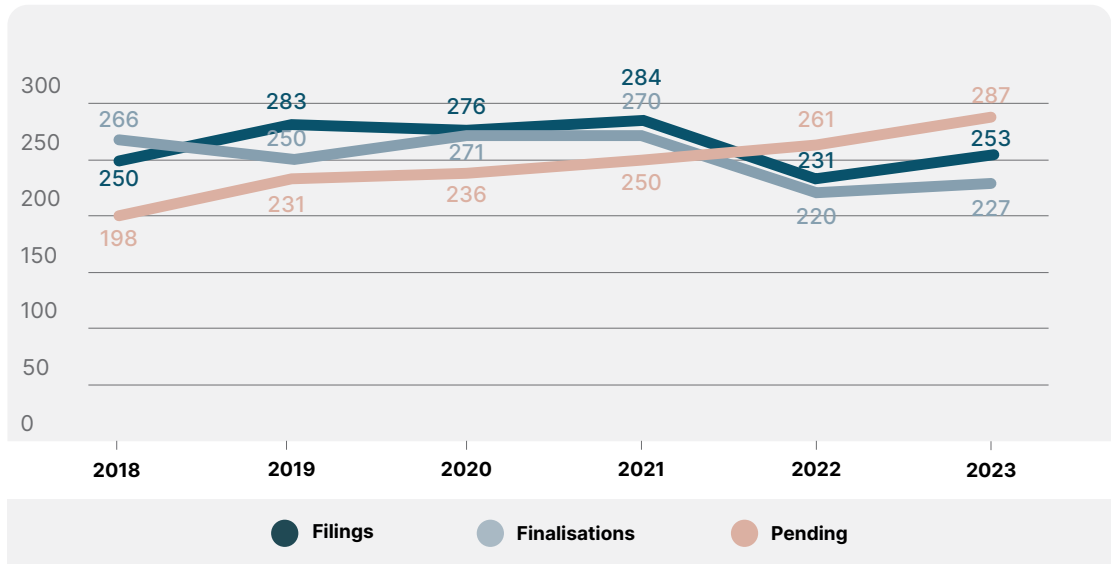


FIGURE A5.16.2: ALL FILINGS, FINALISATIONS AND PENDING BY ADMIRALTY AND MARITIME NPA

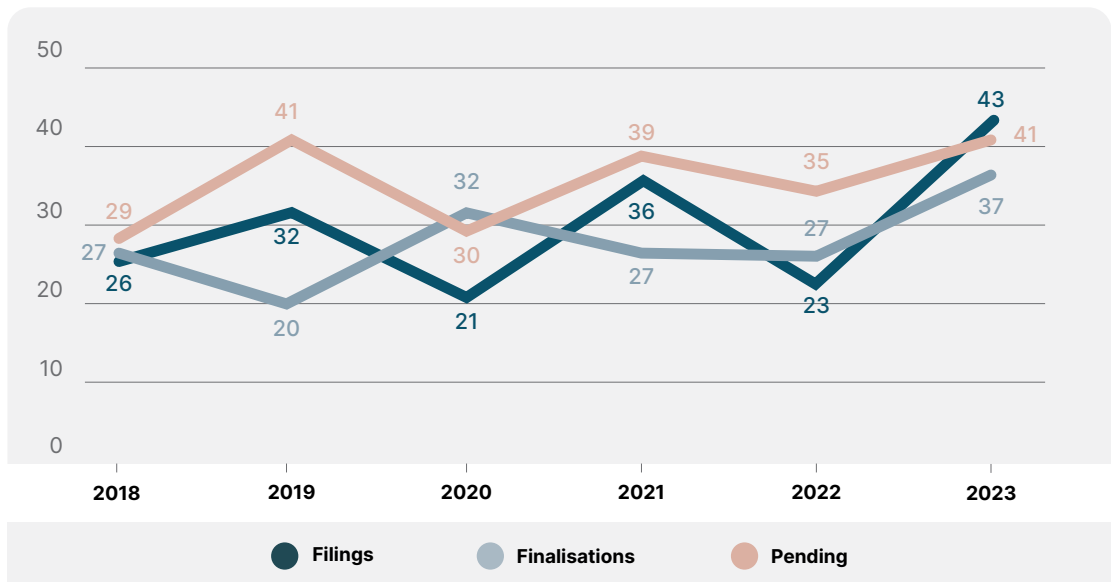


FIGURE A5.16.3: ALL FILINGS, FINALISATIONS AND PENDING BY COMMERCIAL AND CORPORATIONS NPA

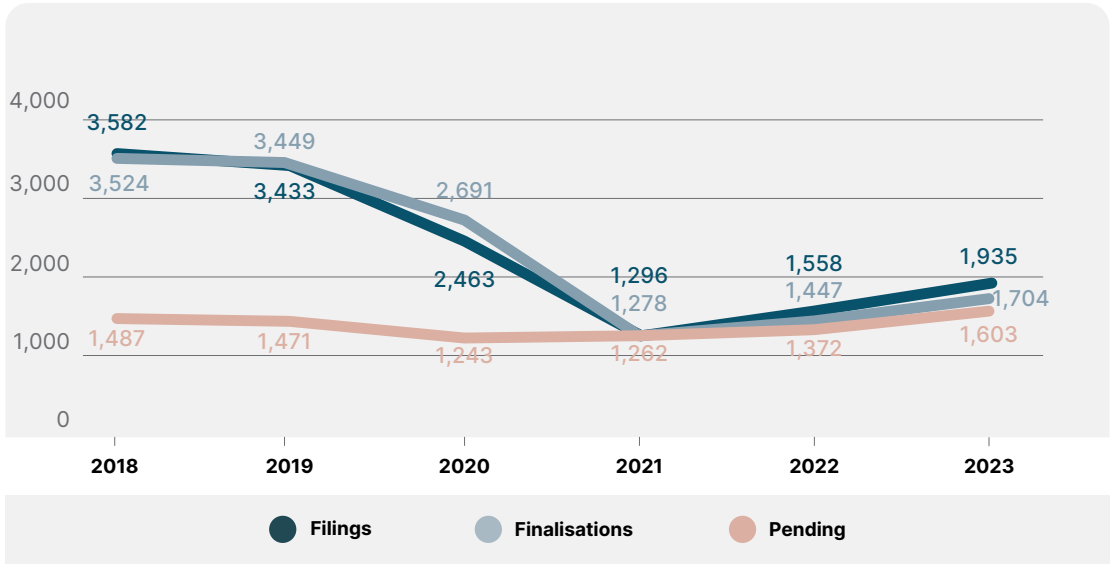


FIGURE A5.16.4: ALL FILINGS, FINALISATIONS AND PENDING BY EMPLOYMENT AND INDUSTRIAL RELATIONS NPA

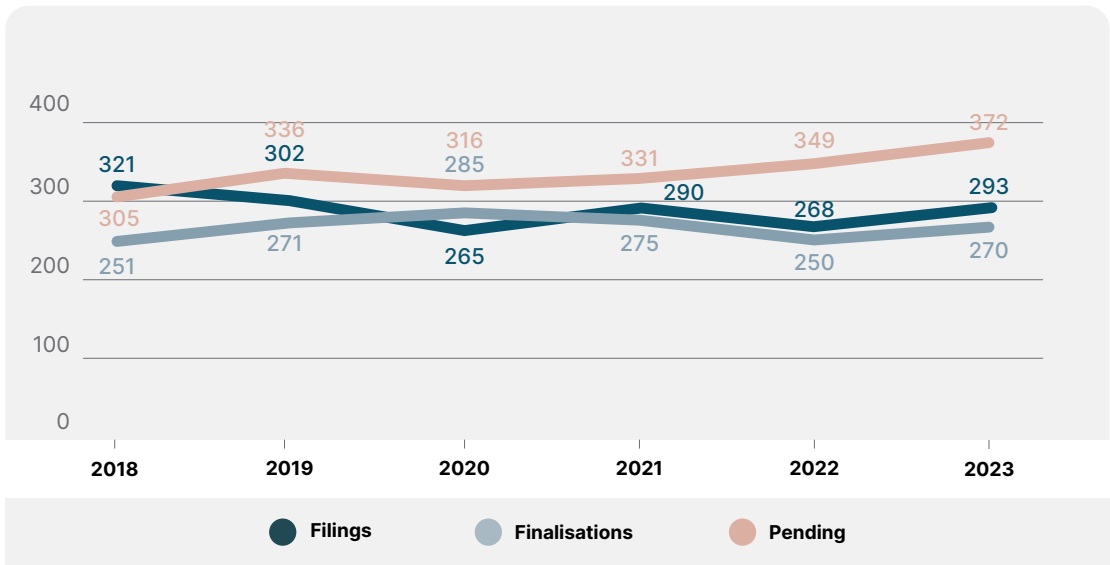


FIGURE A5.16.5: ALL FILINGS, FINALISATIONS AND PENDING BY INTELLECTUAL PROPERTY NPA

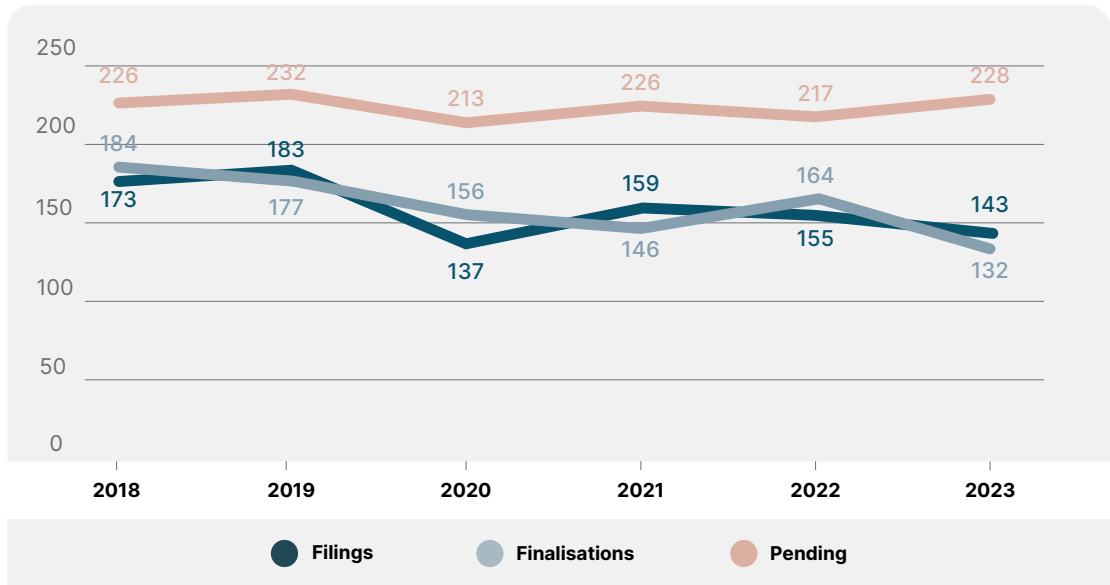


FIGURE A5.16.6: ALL FILINGS, FINALISATIONS AND PENDING BY NATIVE TITLE NPA

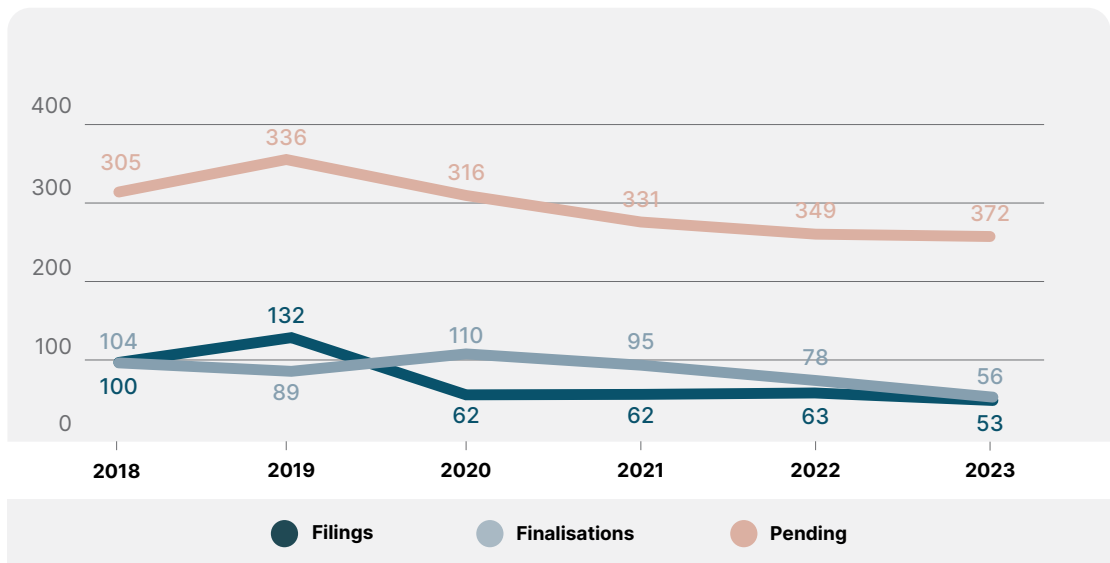


FIGURE A5.16.7: ALL FILINGS, FINALISATIONS AND PENDING BY TAXATION NPA

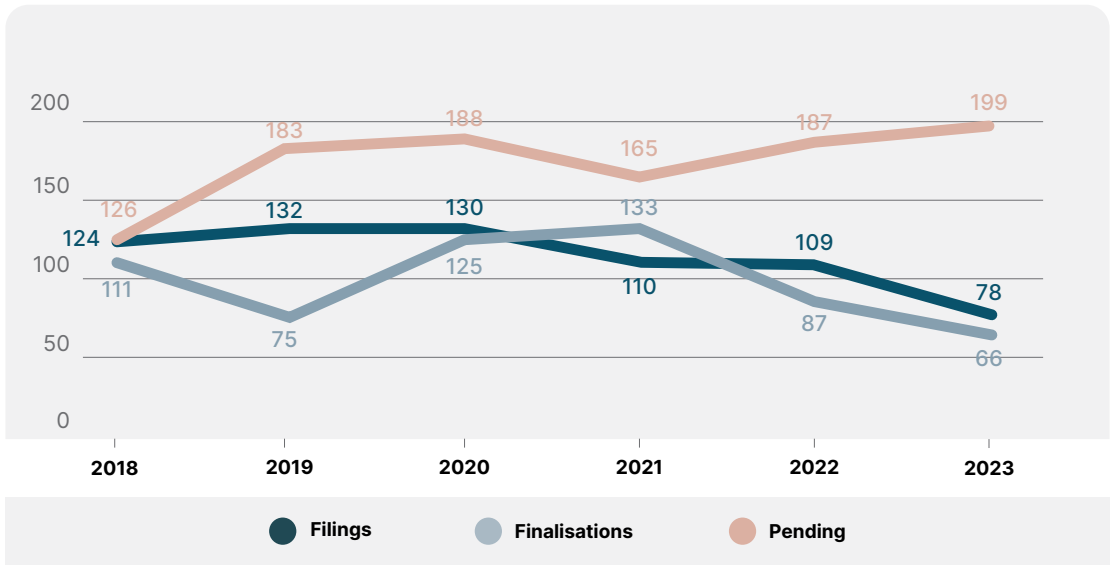


FIGURE A5.16.8: ALL FILINGS, FINALISATIONS AND PENDING, OTHER FEDERAL JURISDICTION NPA

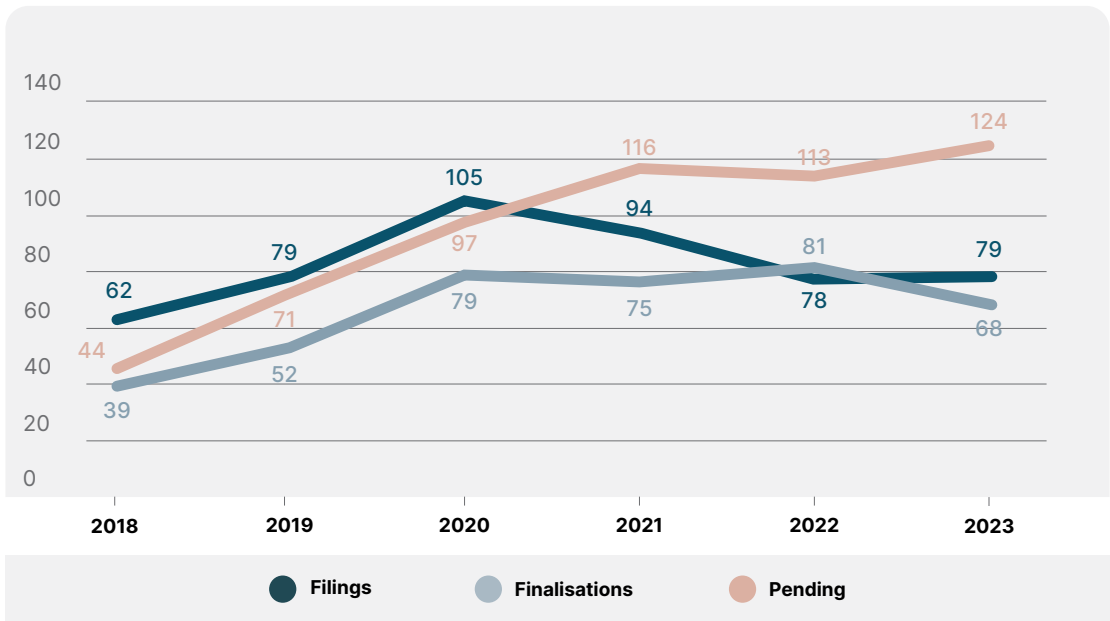


FIGURE A5.16.9: ALL FILINGS, FINALISATIONS AND PENDING, FEDERAL CRIME AND RELATED PROCEEDING NPA

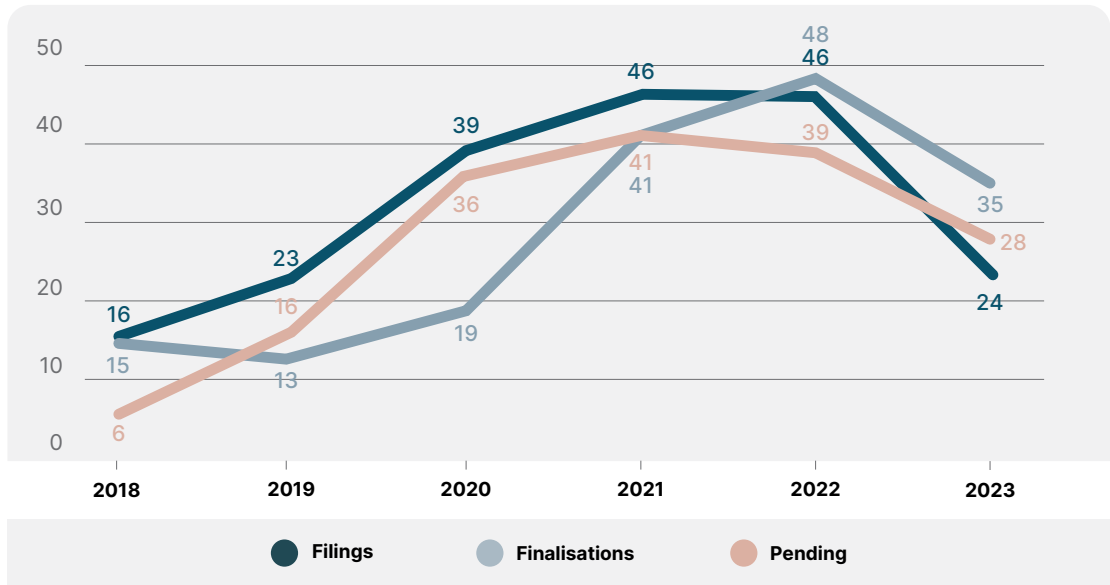


FIGURE A5.16.10: ALL FILINGS, FINALISATIONS AND PENDING, MIGRATION NPA

